

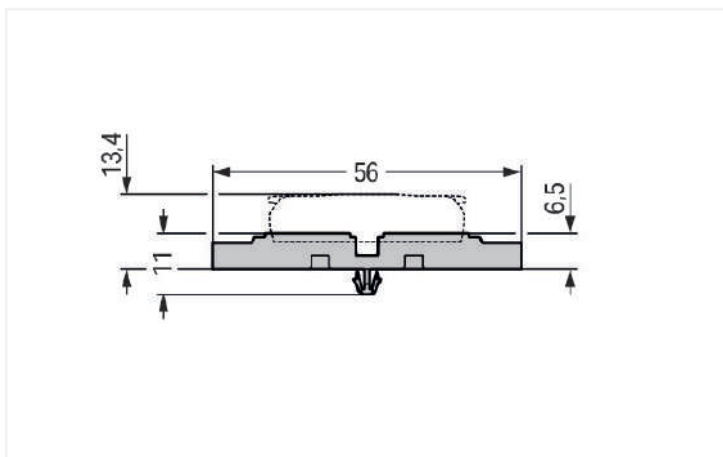
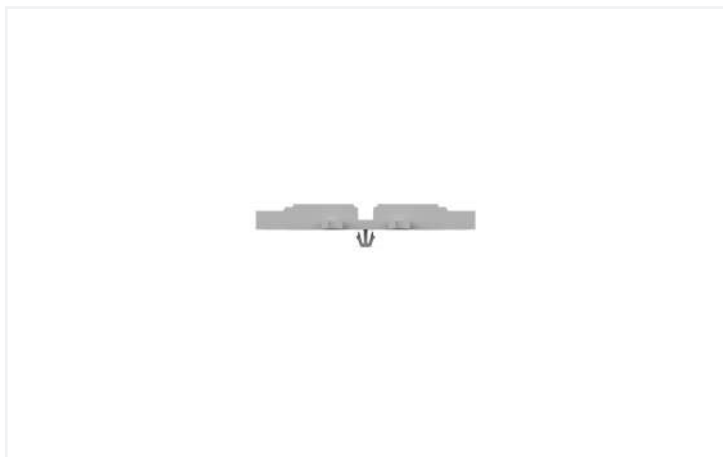
Data Sheet | Item Number: 221-2533

Mounting carrier; 3-way; for inline splicing connector with lever; with snap-in mounting foot; gray

<https://www.wago.com/221-2533>



Color: ■ gray



Physical data		
Width		29.8 mm / 1.173 inches
Height		11.03 mm / 0.434 inches
Height from the surface		6.5 mm / 0.256 inches
Depth		56 mm / 2.205 inches

Mechanical data		
Design		3-way
Mounting type		Snap-in foot

Material data		
Note (material data)		Information on material specifications can be found here
Color		gray
Material group		I
Insulation material (main housing)		Polyamide (PA66)
Flammability class per UL94		V0
Fire load		0.141 MJ
Weight		4.7 g

Commercial data		
PU (SPU)		25 (5) pcs
Packaging type		Box
Country of origin		CN
GTIN		4066966119992
Customs tariff number		39269097900

Product classification		
UNSPSC		39121702

Environmental Product Compliance		
RoHS Compliance Status		Compliant,No Exemption




Downloads

Environmental Product Compliance

Compliance Search

Environmental Product Compliance 221-2533

↓

CAD/CAE-Data	
CAD data	CAE data
2D/3D Models 221-2533	EPLAN Data Portal 221-2533
	
	ZUKEN Portal 221-2533
	

1 Compatible Products
1.1 Optional Accessories
1.1.1 Installation
1.1.1.1 Mounting accessories



Item No.: 209-119
Fixing screw; for 209-120 mounting carrier

Item No.: 209-123
Mounting foot with screw; can be screwed on terminal blocks with fixing flange; 6.4 mm wide; gray

Item No.: 209-120
Mounting foot; can be snapped on terminal blocks with snap-in mounting foot; for mounting on relay-modules; 6.4 mm wide; gray

1.1.2 Marking
1.1.2.1 Marking strip



Item No.: 210-834
Marking strips; on reel; 5 mm wide; plain; Self-adhesive; white

Installation Notes
Installation



Place the inline splicing connector on the carrier in front of the mounting position.

Push the connector to the center position until it snaps into place.

Mounting carrier without strain relief – snapped onto DIN-rail



Various combinations of 1- to 5-connector mounting carriers are possible via side-by-side latching mechanism.

Strain relief



3-pole mounting carrier with strain relief