

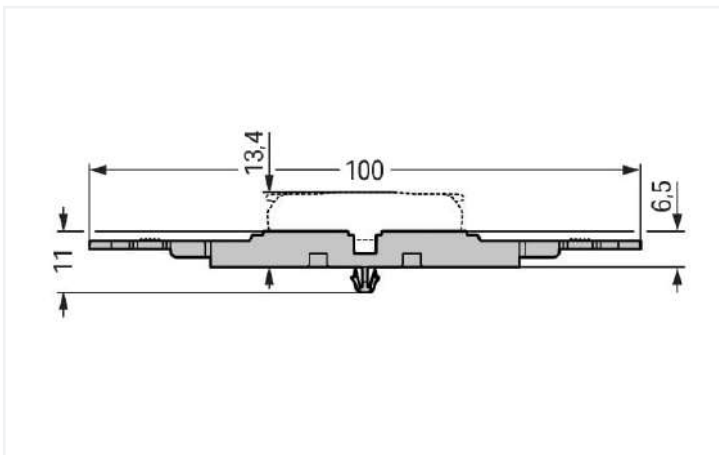
## Data Sheet | Item Number: 221-2515

Mounting carrier with strain relief; 5-way; for inline splicing connector with lever;  
with snap-in mounting foot; gray

<https://www.wago.com/221-2515>



Color: ■ gray





Physical data		
Width		47.8 mm / 1.882 inches
Height		11.03 mm / 0.434 inches
Height from the surface		6.5 mm / 0.256 inches
Depth		100 mm / 3.937 inches
Drilled hole diameter for snap-in mounting foot with tolerance		3.5 mm

Mechanical data		
Design		5-way
Mounting type		Snap-in foot




Material data		
Note (material data)		<a href="#">Information on material specifications can be found here</a>
Color		gray
Material group		I
Insulation material (main housing)		Polyamide (PA66)
Flammability class per UL94		V0
Fire load		0.307 MJ
Weight		10.2 g

Commercial data		
ETIM 9.0		EC002848
ETIM 8.0		EC002848
PU (SPU)		25 (5) pcs
Packaging type		Box
Country of origin		CN
GTIN		4066966119916
Customs tariff number		39269097900

Environmental Product Compliance		
RoHS Compliance Status		Compliant,No Exemption

Downloads		
Environmental Product Compliance		
Compliance Search		
Environmental Product Compliance 221-2515		

CAD/CAE-Data

CAD data	CAE data
2D/3D Models 221-2515	EPLAN Data Portal 221-2515
	
	ZUKEN Portal 221-2515
	

1 Compatible Products

1.1 Optional Accessories

1.1.1 Installation

1.1.1.1 Mounting accessories



Item No.: 209-119  
Fixing screw; for 209-120 mounting carrier



Item No.: 209-123  
Mounting foot with screw; can be screwed on terminal blocks with fixing flange; 6.4 mm wide; gray



Item No.: 209-120  
Mounting foot; can be snapped on terminal blocks with snap-in mounting foot; for mounting on relay-modules; 6.4 mm wide; gray

1.1.2 Marking

1.1.2.1 Marking strip



Item No.: 210-834  
Marking strips; on reel; 5 mm wide; plain; Self-adhesive; white

Installation Notes

Installation



Place the inline splicing connector on the carrier in front of the mounting position.



Push the connector to the center position until it snaps into place.



Mounting carrier without strain relief – snapped onto DIN-rail



Various combinations of 1- to 5-connector mounting carriers are possible via side-by-side latching mechanism.

Strain relief



3-pole mounting carrier with strain relief