

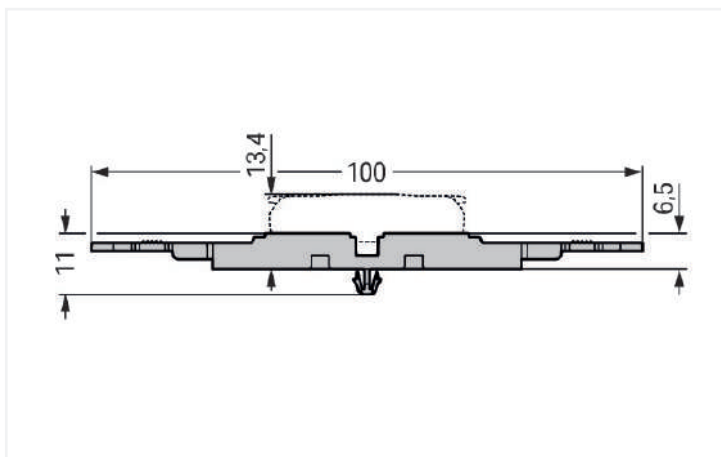
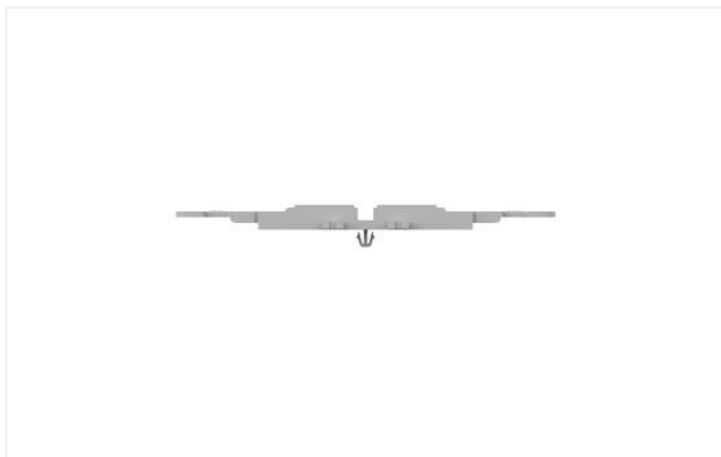
Data Sheet | Item Number: 221-2511

Mounting carrier with strain relief; 1-way; for inline splicing connector with lever;
with snap-in mounting foot; gray

<https://www.wago.com/221-2511>



Color: ■ gray





Physical data	
Width	11.8 mm / 0.465 inches
Height	11.03 mm / 0.434 inches
Height from the surface	6.5 mm / 0.256 inches
Depth	100 mm / 3.937 inches
Drilled hole diameter for snap-in mounting foot with tolerance	3.5 mm

Mechanical data	
Design	1-way
Mounting type	Snap-in foot

Material data	
Note (material data)	Information on material specifications can be found here
Color	gray
Material group	I
Insulation material (main housing)	Polyamide (PA66)
Flammability class per UL94	V0
Fire load	0.068 MJ
Weight	2.2 g




Commercial data		
ETIM 9.0		EC002848
ETIM 8.0		EC002848
PU (SPU)		25 (5) pcs
Packaging type		Box
Country of origin		CN
GTIN		4066966119879
Customs tariff number		39269097900

Environmental Product Compliance	
RoHS Compliance Status	Compliant,No Exemption

Downloads

Environmental Product Compliance

Compliance Search	
Environmental Product Compliance 221-2511	

CAD/CAE-Data	
CAD data	CAE data
2D/3D Models 221-2511	EPLAN Data Portal 221-2511
	
	ZUKEN Portal 221-2511
	

1 Compatible Products
1.1 Optional Accessories
1.1.1 Installation
1.1.1.1 Mounting accessories



Item No.: 209-119
Fixing screw; for 209-120 mounting carrier

Item No.: 209-123
Mounting foot with screw; can be screwed on terminal blocks with fixing flange; 6.4 mm wide; gray

Item No.: 209-120
Mounting foot; can be snapped on terminal blocks with snap-in mounting foot; for mounting on relay-modules; 6.4 mm wide; gray

1.1.2 Marking
1.1.2.1 Marking strip



Item No.: 210-834
Marking strips; on reel; 5 mm wide; plain; Self-adhesive; white

Installation Notes
Installation



Place the inline splicing connector on the carrier in front of the mounting position.

Push the connector to the center position until it snaps into place.

Mounting carrier without strain relief – snapped onto DIN-rail



Various combinations of 1- to 5-connector mounting carriers are possible via side-by-side latching mechanism.

Strain relief



3-pole mounting carrier with strain relief