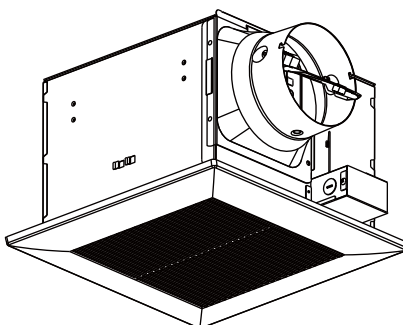


Service Manual

Ventilating Fan
Whisper Ceiling
(North America Market)

FV-20VQ3
FV-30VQ3



Remark: Because of different structure, we divide some parts into Style A and Style B, so before you order these parts, please confirm which style is adapt to your machine.

SPECIFICATIONS

Model no.	Air direction	V	Hz	Power Consumption (W)	Speed (rpm)	Air deliver at 0.1"WG (cfm)	Weight kg (lb.)
FV-20VQ3	Exhaust	120	60	43.5	590	190	13.4(6.1)
FV-30VQ3				66.5	780	290	14.3(6.5)


Specifications are based on HVI standard.



WARNING

This service information is designed for experienced repair technicians only and is not designed for use by the general public. It does not contain warnings or cautions to advise non-technical individuals of potential dangers in attempting to service a product. Products powered by electricity should be serviced or repaired only by experienced professional technicians. Any attempt to service or repair the product or products dealt with in this service information by anyone else could result in serious injury or death.

IMPORTANT SAFETY NOTICE

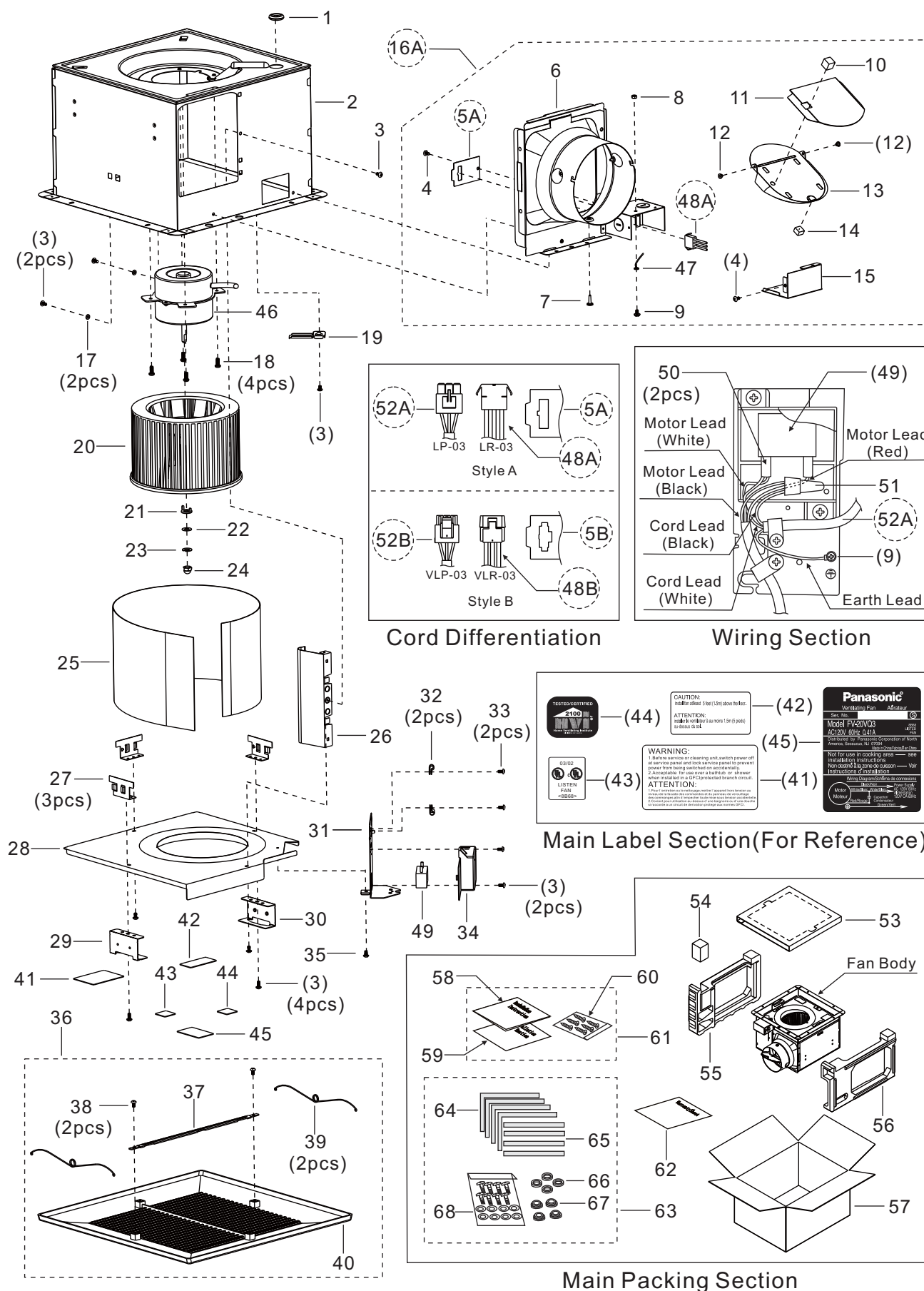
There are special components used in this equipment which are important for safety. These parts are marked by  in the Schematic Diagrams, Exploded Views and Replacement Parts List. It is essential that these critical parts should be replaced with manufacturer's specified parts to prevent shock, fire or other hazards. Do not modify the original design without permission of manufacture. We suggest to handle such parts after the static electricity prevention. It is forbidden to touch the PCB parts by bare hands during the repairing process.

CONTENTS

	PAGE
1 Parts Identification	1
2 Wiring Diagram	2
3 Parts List	3~4

1 Parts Identification

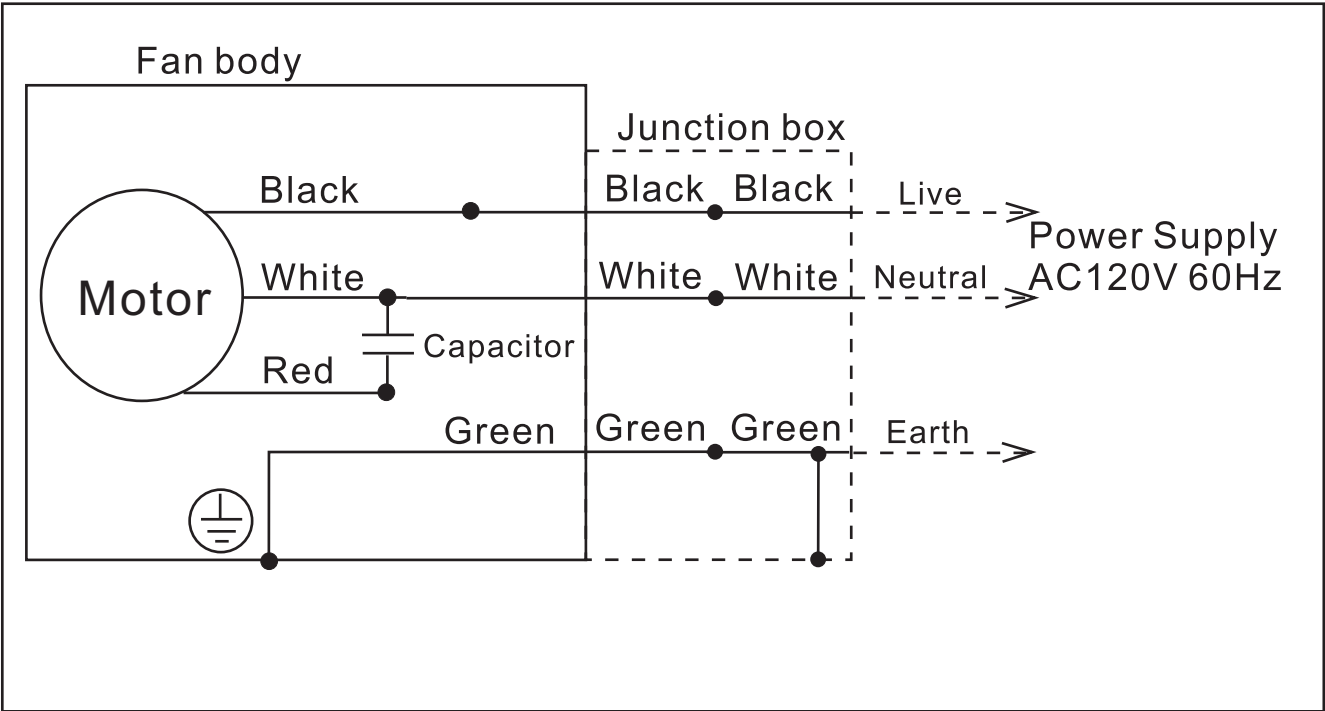
FV-20/30VQ3



Remark: Please take attention to the parts which circled with broken line, We express the different style parts in using a letter marked behind a number, such as 5A means the item 5 belongs to style A.

2 Wiring diagram


FV-20/30VQ3



3 Parts List

FV-20/30VQ3

Mechanical & Metal Section

No.	Part No.	Part Name	Q'ty	Remark
1	FFV0720007S	Cord Bushing	1	
2	FFV1600031S	Frame Assy.	1	
3	FFV7000074S	Truss Tap Screw	10	
4	FFV7000091S	Pan Tap Screw	2	For Fixing Connector Plate & Junction Cover
5A	FFV0900008S	Connector Plate	1	For Style A
5B	FFV0900012S	Connector Plate	1	For Style B
6	FFV0000062S	Adapter Sub_Assy.	1	
7	FFV0740015S	Clip	1	
8	FFV7020015S	Hexagon Nut	1	For Fixing Earth Lead Wire
9	FFV7030001S	Screw Assy.	2	For Fixing Earth Lead Wire 
10	FFV4610021S	Sponge 3	1	Sticked on Shutter
11	FFV4610022S	Sponge	1	Sticked on Shutter
12	FFV5520016S	Shutter Fix Rubber	2	
13	FFV5510052S	Shutter	1	
14	FFV4610023S	Sponge 2	1	Sticked on Shutter
15	FFV2800006S	Junction Cover	1	
16A	FFV0000011S	Adapter Assy.	1	For Style A
16B	FFV0000072S	Adapter Assy.	1	For Style B
17	FFV7010027S	Toothed Lock Washer	2	Use For Fixing Adapter Assy.
18	FFV7000079S	Pan Tap Screw	4	For Fixing Motor Assy.
19	FFV3450001S	Lead Wire Protect Plate	1	
20	FFV0400081S	Blade	1	
21	FFV4670003S	Blade Set Plate	1	
22	FFV7010025S	Plain Washer	1	Use For Fixing Blade
23	FFV7010026S	Spring Washer	1	Use For Fixing Blade
24	FFV7020007S	Blade Set Nut	1	For Fixing Blade
25	FFV0790010S	Casing	1	
26	FFV0940001S	Cut Off	1	
27	FFV5710003S	Orifice Set Plate	3	
28	FFV4300066S	Orifice	1	
29	FFV5710001S	Set Plate 1	1	
30	FFV5710002S	Set Plate 2	1	
31	FFV5710004S	Capacitor Set Plate	1	
32	FFV0740017S	Cord Clip	2	
33	FFV7000018S	Truss Tap Screw	2	For Fixing Cord Clip
34	FFV0760024S	Capacitor Box	1	
35	FFV7000007S	Plus Screw	1	For Fixing Capacitor Set Plate to Orifice
36	FFV3400027S	Grille Assy.	1	
37	FFV5560030S	Spring Stopper	1	
38	FFV7000140S	Pan Tap Screw	2	For Fixing Spring Stopper to Grille
39	FFV5560017S	Spring	2	
40	FFV3400096S	Grille	1	












3 Parts List

FV-20/30VQ3

Label Section

No.	Part No.	Part Name	Q'ty	Remark
41	FFV6730002S	Warning Label	1	Sticked on Orifice
42	FFV0810002S	Caution Label	1	Sticked on Orifice
43	FFV2260003S	Holograph Label	1	Sticked on Orifice
44	FFV2260002S	HVI Mark	1	Sticked on Orifice
45	FFV4020076S	Name Plate	1	For Model FV-20VQ3,Sticked on Orifice
(45)	FFV4020077S	Name Plate	1	For Model FV-30VQ3,Sticked on Orifice

Electrical Section

No.	Part No.	Part Name	Q'ty	Remark
46	FFV3700108S	Motor Assy.	1	120V,60Hz,For Model FV-20VQ3 
(46)	FFV3700109S	Motor Assy.	1	120V,60Hz,For Model FV-30VQ3 
47	FFV3402103S	Earth Lead Wire	1	
48A	FFV0900002S	Connector Assy.	1	For Style A 
48B	FFV0900013S	Connector Assy.	1	For Style B 
49	FFV0750047S	Capacitor	1	200V,6.5uF,For Model FV-20VQ3 
(49)	FFV0750048S	Capacitor	1	200V,9.5uF,For Model FV-30VQ3 
50	FFV2240001S	Heat Shrink Tube	2	
51	FFV0900024S	Connector	1	
52A	FFV0730017S	Cord	1	For Style A 
52B	FFV0730026S	Cord	1	For Style B 

Packing & Accessories Section

No.	Part No.	Part Name	Q'ty	Remark
53	FFV4710241S	Grille Pad Assy.	1	
54	FFV9000569S	Packing Case Assy.	1	For Hanger Assy. Packing
55	FFV4710242S	Left Pad	1	
56	FFV4710243S	Right Pad	1	
57	FFV9000570S	Packing Case Assy.	1	For Model FV-20VQ3
(57)	FFV9000571S	Packing Case Assy.	1	For Model FV-30VQ3
58	FFV2540058S	Installation Instruction	1	English,For USA/CA Market
59	FFV2540059S	Installation Instruction	1	Spanish,For USA Market
(59)	FFV2540060S	Installation Instruction	1	French,For CA Market
60	FFV0010169S	Accessory Set A	1	
61	FFV0010137S	Accessory Set	1	For USA Market
(61)	FFV0010170S	Accessory Set	1	For CA Market
62	FFV6720003S	Warranty Sheet	1	For USA Market
(62)	FFV6720002S	Warranty Sheet	1	For CA Market
63	FFV2230005S	Hanger Assy.	1	
64	FFV2230006S	Hanger	4	Included In Hanger Assy.
65	FFV5210003S	Rubber Plate	4	Included In Hanger Assy.
66	FFV5210002S	Rubber Washer 2	4	Included In Hanger Assy.
67	FFV5210001S	Rubber Washer 1	4	Included In Hanger Assy.
68	FFV0010031S	Accessory	1	Included In Hanger Assy.