

### Specification Submittal Data / Panasonic Ventilation Fan/Light

#### Description:

Ventilating fan/light shall be low sone ceiling mount rated for continuous operation. Fan shall be ENERGY STAR® rated and certified by the Home Ventilating Institute (HVI). Evaluated by the Underwriters Laboratories and conform to UL standards.

#### Motor/Blower:

- Four-pole totally enclosed condenser ECM motor rated for continuous use.
- Fan ventilation rates shall be manually adjustable for 50, 80, or 110 CFM.
- Power Rating shall be 120 volts and 60 Hz.
- Fan shall be UL listed for tub/shower enclosure when GFCI protected.
- Motor equipped with thermal cutoff fuse.
- Removable, permanently lubricated, plug-in motor.
- ECM Motor with SmartFlow Technology

#### Housing:

- Rust proof epoxy and polyester resin coating, 26 gauge galvanized steel body.
- 4" diameter duct with optional 3" adapter included.
- Built in backdraft damper.
- Articulating and expandable extension bracket up to 24".

#### Grille:

- Attractive design using Poly Pro material.
- Attaches directly to housing with torsion springs.

#### Ceiling Radiation Damper:

- WhisperFit DC is UL listed for use with the Panasonic Ceiling Radiation Damper (Model #: PC - RD05C5, sold separately).

#### Light:

- One 10 Watt dimmable LED Chip Panel/3000 Kelvin Warm White
- <1W LED night light
- ENERGY STAR® 2.0 certified

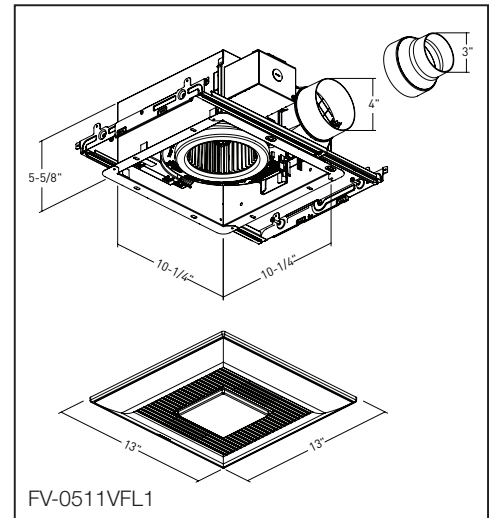
#### Warranty:

6-year warranty ECM motor, 3-year warranty on parts, 5 year on LED chip panel

#### Architectural Specifications:

Customizable ceiling mount ventilation fan with light, ENERGY STAR® rated with built-in speed selector. Select from 50/80/110 CFM with <0.3/<0.3/0.4 sones as certified by the Home Ventilating Institute (HVI) at 0.1 w.g. with 50/80/110 CFM and no more than 0.4/0.7/1.3 sones at 0.25 w.g. and 52/83/100 CFM at 0.375 w.g. Power Consumption shall be no greater than 4.2/6.6/11.0 watts at 0.1 w.g. and 7.4/10.4/15.0 watts at 0.25 w.g. and 10.0/13.8/16.4 watts at 0.375 w.g. ENERGY STAR® rated with efficiency of no less than 12.5/12.4/10.2 CFM/watt at 0.1 w.g. and 7.2/8.1/7.5 CFM/watt at 0.25 w.g. and 5.5/6.1/6.2 CFM/watt at 0.375 w.g. The motor shall be enclosed with brushless ECM motor engineered to run continuously. Power rating shall be 120v/60Hz. Housing material shall be no less than 26-gauge galvanized steel with rust proof epoxy and polyester resin coating. Duct diameter shall be no less than 4" (3" if using the included duct adapter). Fan shall be UL listed for tub shower enclosure when GFCI protected. Fan can be used to comply with ASHRAE 62.2, LEED, ENERGY STAR® IAP, EarthCraft, and California Title 24. Lamp shall be a 10W dimmable LED chip panel with <1W LED night light for warm, long-life energy efficient illumination. Night-light must be wired separately.

3" or 4" Duct



#### LED Lighting

Includes a 10 Watt dimmable LED chip panel/3000 Kelvin Warm White/90CRI/700 lumens/70 LPW/ ENERGY STAR® 2.0 certified/JA-8 compliant for CA Title 24/50,000 hours rated average life / <1W LED night light.

Specifications: <b>WhisperFit® DC</b> FV-0511VFL1		4" Duct			4" Duct			4" Duct			3" Duct			3" Duct			3" Duct		
<b>Ventilation Fan Characteristics</b>  <b>(HVI-Certified Data)</b>	Static Pressure in inches w.g.	0.1	0.25	0.375	0.1	0.25	0.375	0.1	0.25	0.375	0.1	0.25	0.375	0.1	0.25	0.375	0.1	0.25	0.375
	Air Volume (CFM)	110	110	100	80	82	83	50	51	52	110	89	64	80	80	62	50	51	52
	Noise (sones)	1.0	1.3	-	0.3	0.7	-	<0.3	0.4	-	1.5	1.4	-	0.7	1.3	-	<0.3	0.7	-
	Power Consumption (Watts)	11.0	15.0	16.4	6.6	10.4	13.8	4.2	7.4	10.0	17.4	15.1	12.6	9.3	13.4	12.5	4.9	8.0	10.5
	Energy Efficiency (CFM/Watt)	10.2	7.5	6.2	12.4	8.1	6.1	12.5	7.2	5.5	6.4	6.0	5.1	8.9	6.2	5.1	10.8	6.8	5.2
	Speed (RPM)	999	1243	1399	890	1207	1400	833	1181	1396	1376	1431	1476	1135	1392	1481	907	1233	1444
	Current (amps)	0.18	0.25	0.27	0.12	0.18	0.22	0.08	0.13	0.17	0.28	0.24	0.21	0.16	0.22	0.21	0.09	0.14	0.18
	MAX. Current (amps)	0.28																	
	Power Rating (V/Hz)	120/60																	
	ENERGY STAR® Qualified	Yes																	

HVI and ENERGY STAR® certifications for WhisperFit® DC FV-0511VFL1 are pending

For complete Installation Instructions visit [us.panasonic.com/ventfans](http://us.panasonic.com/ventfans)

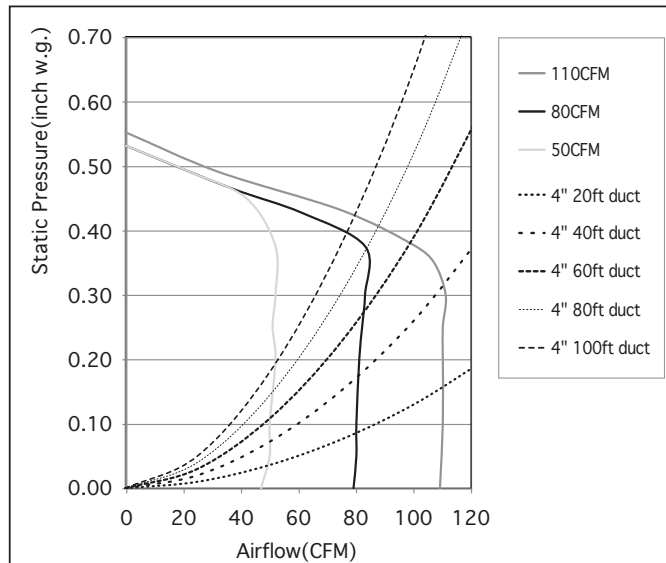
Model	Quantity	Comments	Project:
			Location:
			Architect:
			Engineer:
			Contractor:
			Submitted by:
			Date:

**Panasonic Life Solutions Company of America**  
**IAQ Division**  
 Two Riverfront Plaza  
 Newark, NJ 07102

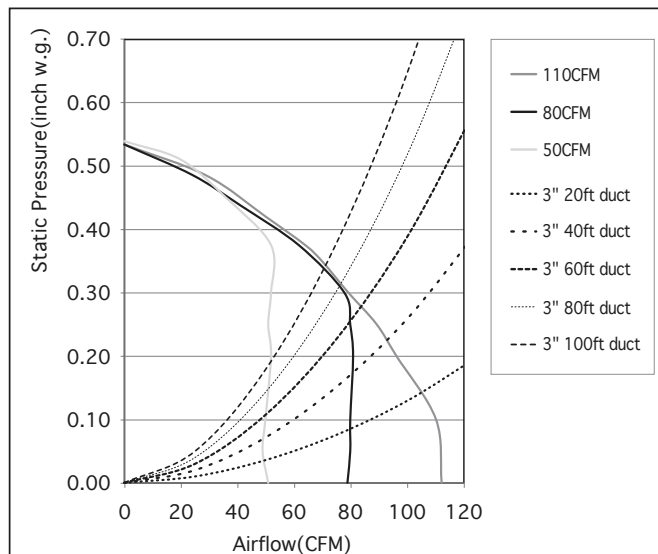
[us.panasonic.com/ventfans](http://us.panasonic.com/ventfans)



**Performance Curve** FV-0511VFL1 - 4" Duct



**Performance Curve** FV-0511VFL1 - 3" Duct



Model	Quantity	Comments	Project:
			Location:
			Architect:
			Engineer:
			Contractor:
			Submitted by:
			Date:

**Panasonic Life Solutions Company of America**  
**IAQ Division**  
 Two Riverfront Plaza  
 Newark, NJ 07102

[us.panasonic.com/ventfans](http://us.panasonic.com/ventfans)



IAQ21023ST-r7