

NEW!
See
reverse

Fixture Box Kit for use on Suspended Ceilings

For Fixtures up to 50 lbs. • Plated Steel Construction



FS420SCL



Option: Add screws to hold ends securely on grid. Use screws where required by local code. (Screws not included).



One-piece assembly ships ready to install. Assembly is tested and Listed to support fixtures up to 50 lbs.

Arlington's new all-metal fixture box is a one-piece assembly that ships ready to install on a 24" suspended ceiling grid – No assembly required.

It's tested and rated to support exit lights, security cameras, smoke and carbon monoxide detectors – and light fixtures up to 50 lbs.

No more guesswork.

Installers who *previously* attached a metal box to a bracket in the field, then added a chain or wire for support, now have an assembly that is **fully tested** to hold up to 50 lbs!


FS420SCL is UL/CSA Listed as a complete unit: box, bracket and drop wire.

Easy and secure mounting to ceiling grid

Convenient

Box not perfectly positioned? Loosen the appropriate screws, slide the box along the bracket, then retighten the screws. The box can also be rotated 17 degrees for final positioning of sign or fixture.

- Costs less than field-assembled components (box, bracket, wire)
- Saves installation time
- Usable for Environmental Air Handling spaces



Arlington

1 Stauffer Industrial Park
Scranton, PA 18517

800/233.4717

Fax 570/562.0646

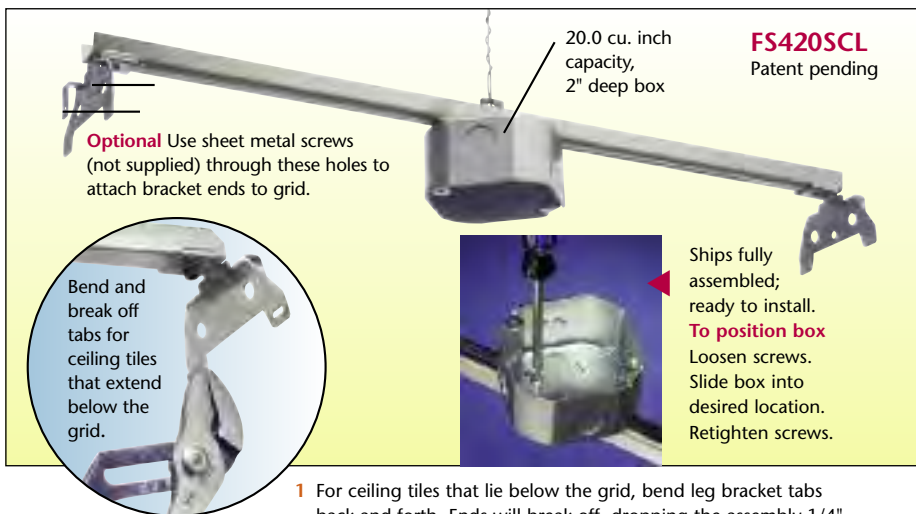
www.aifittings.com

Catalog Number	UPC/DEI/NAED Mfg. #018997	Description Steel fixture box	Unit Pkg	Std Pkg
FS420SCL	12526	20.0 cu. inch, 2" deep box kit for suspended ceilings for fixtures only – up to 50 lbs.	1	10

One-piece, rated unit includes box, bracket and drop wire.

Fixture Box Kit for use on Suspended Ceilings

For Fixtures up to 50 lbs. • Plated Steel Construction



2 Cut a 4-1/16" diameter hole in the ceiling tile.



3 Place box over hole.



4 Position ends of support bar over the ceiling grid (tees).




5 **Option** Use sheet metal screws – where required by local code – to hold ends securely on grid (screws not included).



6 Install cable with connector (not included).



7 Use FS420SCL to install fixtures, security cameras, smoke detectors, etc. (not listed for fans).



Arlington

1 Stauffer Industrial Park
Scranton, PA 18517

800/233.4717

Fax 570/562.0646

www.aifittings.com

FS420SCL REV1009/25M

Distributed by